



## Service Bulletin 4812 712 40376



### MEASURES / PROCEDURE

When drive is replaced, disconnect motor cable pins (see picture and chart below).

Previous pin assignment – 7-pole motor cable  
plastic pins: M + N

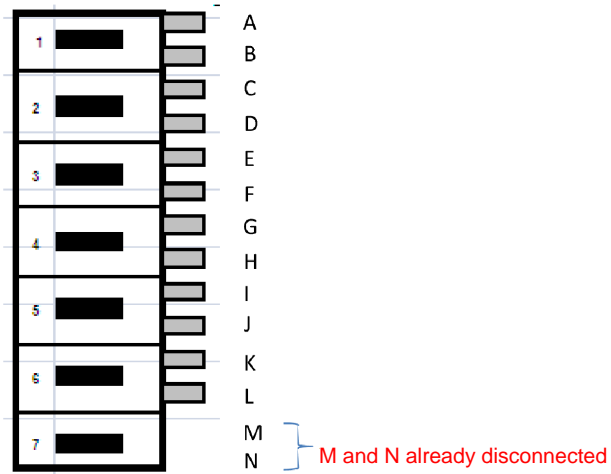


New pin assignment – 7-pole motor cable  
Plastic pins to be removed:  
C + D + G + I + J + L + M and N



## New pin assignment for plug

Before:



New:

